


























- **Screw terminal inserts, crimp contact carriers, contacts, NEW: connectors with insulation displacement technique for series A3**
3 pole + PE to 32 pole + PE, rated current 16 A max., 10 A at 40° C ambient temperature, rated voltage 250 V and 400 V
- **Screw terminal + crimp contact carriers, contacts, NEW: Insulation displacement connectors, wiring adapters**
6 pole + PE to 48 pole + PE, rated current 16 A max., 16 A at 40° C ambient temperature, rated voltage 400 V **NEW:** Series BB: 10 pole + PE up to 92 pole + PE
- **Screw terminal inserts**
6 pole + PE and 12 pole + PE
Rated current 35 A
Rated voltage 500 V
- **Crimp contact carriers, contacts, wiring adapters**
7 pole + PE to 128 pole + PE,
Rated current 10 A max., Rated voltage 42 V and 250 V,
high contact density, modified contact arrangements
- **Crimp contact carriers, contacts**
24 pole + PE to 216 pole + PE, glass fibre cable
Rated current 10 A max., Rated voltage 250 V,
very high contact density, modified contact arrangements
- **Frames, crimp contact carriers, contacts, tools, blind modules**
Frames with PE-terminal,
lock-in contact modules 3 pole up to 280 pole, coaxial, glass fibre cable,
Rated current 5 A - 50 A, Rated voltage 63 V - 1000 V
- **Housings for inserts of series A 3, A 4, D 7 and D 8**
Wall mount housings, panel housings, coupler hoods and hoods, made of plastic or aluminium, protective plastic caps
- **Housings for inserts of series A 10 and D 15**
Wall mount housings, panel housings, coupler hoods and hoods, made of aluminium, snap-on mounting adapters, protective plastic caps, adapter plates for contact inserts, cover plates for switch cabinets
- **Housings for inserts of series A 16 and D 25**
Wall mount housings, panel housings, coupler hoods and hoods, made of aluminium, snap-on mounting adapters, protective plastic caps, adapter plates for contact inserts, cover plates for switch cabinets
- **Housings for inserts of series A 32 and D 50**
Wall mount housings, panel housings and hoods, made of aluminium, protective plastic caps
- **Housings for inserts of series B 6, DD 24 and MOB 6**
Wall mount housings, panel housings, coupler hoods and hoods. **NEW:** central locking system. Snap-on mounting adapters, protective plastic caps. **NEW:** protective aluminium caps. Adapter plates for contact inserts, cover plates for switch cabinets
- **Housings for inserts of series B 10, DD 42 and MOB 10**
Wall mount housings, panel housings, coupler hoods and hoods. **NEW:** central locking system. Snap-on mounting adapters, protective plastic caps. **NEW:** protective aluminium caps. Adapter plates for contact inserts, cover plates for switch cabinets
- **Housings for inserts of series B 16, BA 6, D 40, DD 72 and MOB 16**
Wall mount housings, panel housings, coupler hoods and hoods. **NEW:** central locking system. Snap-on mounting adapters, protective plastic caps. **NEW:** protective aluminium caps. Adapter plates for contact inserts, cover plates for switch cabinets.
- **Housings for inserts of series B 24, D 64, DD 108, MOB 24**
Wall mount housings, panel housings, coupler hoods and hoods. **NEW:** central locking system. Snap-on mounting adapters, protective plastic caps. **NEW:** protective aluminium caps. Adapter plates for contact inserts, cover plates for switch cabinets.
- **Housings for inserts of series B 32, BA 12, D 80, DD 144, 2 x MOB 16**
Wall mount housings, panel housings, coupler hoods and hoods.
NEW: Housing with spring cover, plastic spring cover
- **Housings for inserts of series B 48, BV 20, BV 26, BV 32, D 128, DD 216, 2 x MOB 24**
Wall mount housings, panel housings and hoods
- **Screw-mountable hoods for inserts of series B, BA, BHT, DD, D, DD, MOB**
Screw-mountable hoods, **NEW:** Hoods with bajonet lock, Flange set, Protective caps for screw-mountable hoods
- **Series BHT**
Contact inserts 6 pole + PE up to 24 pole + PE
Rated current 16 A max., 16 A at 200° C ambient temperature, incl. contact heating
Rated voltage 400 V
- **Series BV**
Contact inserts 3 pole + PE up to 32 pole + PE
Rated current 16 A max., Rated voltage 660 V, electrical interlocking by shortened switch contact pins, mechanical coding for insertion/assembly
- **Special versions:** Suggestions for your individual application
- **Accessories:** cable glands, (NPT-)adapters, labels, coding accessories, accessories for POF conductors, thermo-crimp contacts, connection with POF-cable, crimping tools, tools, **NEW:** maintenance set, wire-through housings, EMC-protection
- Socket outlets, 16 and 32 A
- Plugs, 16 and 32 A
- Appliance plugs, 16 and 32 A
- Couplers, 16 und 32 A
- Panel sockets, 16 and 32 A
- Contacts for control section
- Tools and coding parts
- Accessories for POF-conductors
- CEPro-cables

Inserts

Housings

Series A Inserts 3 to 32 pole		
Series B Inserts/contacts 6, 10, 16, 24, 32, 48 p.	Series BB Inserts/contacts 10, 18, 32, 46, 64, 92 p.	
Series BA Inserts and contacts 6 and 12 pole		
Series D Inserts and contacts 7, 8, 15, 25, 40, 50, 64, 80, 128 pole		
Series DD Inserts and contacts 24, 42, 72, 108, 144 and 216 pole		
Series MO Frames, contact carriers, contacts, tools, blind modules		
Housings for inserts of series A 3, A 4, D 7, D 8		
Housings for inserts of series A 10, D 15		
Housings for inserts of series A 16, D 25		
Housings for inserts of series A 32, D 50		
Housings for inserts of series B 6, DD 24, MOB 6		
Housings for inserts of series B 10, DD 42, MOB 10		
Housings for inserts of series B 16, BA 6, D 40, DD 72, MOB 16		
Housings for inserts of series B 24, D 64, DD 108, MOB 24		
Housings for inserts of series B 32, BA 12, D 80, DD 144, 2xMOB 16		
Housings for inserts of series B 48, BV 20, BV 26, BV 32, D 128, DD 216, 2 x MOB 24		
Screw-mountable hoods for inserts of series B, BA, BHT, DD, D, DD, MOB		
Series BHT Inserts and housings 6, 10, 16, 24 pole		
Series BV (short form overview) Inserts and housings 3, 6, 10, 16, 20, 26, 32 pole		
Special versions / Accessories		
CEPro - Plugs and sockets Power and control in one unit	